



March 2017



PRESIDENT'S NOTES FROM ROSS MARVIN

This month introduces a new FGRS newsletter format and distribution system for the club.

Our new format gives the club newsletter a clean design/look with more placement flexibility and overall space for content. If you have something you want to add to an upcoming newsletter (article, train show dates, special event of club interest), please feel free to send in your ideas to Tom.

Our goal is to go totally digital with the newsletter which will save on printing and mailing costs. However, we know that some members may not have access to electronics/computers and want a hard copy. Let us know who you are and we'll make special arrangements.

Thank you Tom Hite, for all you are doing to make the FGRS newsletter more fun and a better informational value for club members.

Continued on page 12

FGRS 2017 BOARD MEMBERS



FGRS President

Ross Marvin

407-909-9823

fgrs.president@gmail.com



FGRS Vice President

Paul Wagner

941-445-0409

fgrs.vicepresident@gmail.com




FGRS Treasurer

Joyce Chapman

352-536-9499

fgrs.treasurer@mail.com



FGRS Membership

Fred Weber

410-310-6001

fgrs.membership@gmail.com



FGRS Newsletter

Tom Hite

860-803-0049

fgrs.newsletter@gmail.com

FGRS Event Manager

Frank Kimmel

352-223-7201

fgrs.eventsmgr@gmail.com

FGRS UPCOMMING MEETS AT MEMBERS HOUSES

APRIL 8th - Meet at Tom & Gloria Hite's. 23379 Superior Ave Port Charlotte, FL. Drinks & snacks are provided but bring your own picnic lunch. Must be battery powered to run a train.

Hours 12-4.

RSVP 860-803-0049.

PLEASE DO NOT PARK ON ANYONE'S LAWN.

May 20th - Meet at Charles Beall's house. 7839 Sloewood Dr. Mount Dora, Fl. Drinks and paperware will be provided. Bring a chair if you want to sit. Hours 12-4.

UPCOMMING TRAIN SHOWS

59th Florida Rail Fair, Volusia County Fairgrounds, Deland , Fl.32734, 2017 Saturday April 8th, 9 am-4 pm.

Contact Charles Miller 703-536-2954. Website = www.gserr.com. EM = rrshows@aol.com

17th Tampa Model Show, Florida State Fairgrounds, 2017 Saturday June 3rd, 9-4, and Sunday June 4th, 10-4 .

Contact Charles Miller,EM = rrshows@aol.com Website = www.gserr.com .

60 th Florida Rail Fair, Volusia County Fairgrounds, Deland , Fl.32734 Saturday, July 8th, 2017

Contact Charles Miller 703-536-2954. Website = www.gserr.com. EM = rrshows@aol.com

2017 The Orange Blossom Special NMRA National Convention, Orlando, July 30th - August 6th.

More Info @ www.NMRAStores.com

The Villages Model Train Show & Sale, Saturday Aug 19th, 9-4 and Sunday Aug 20th 10-3.

More info @ www.thevillagesmodeltrainclub.com

Regal Railways Shows: for info, contact Joe Schramm or visit www.regalrailways.com; 727-244-1341. All shows 9 am - 2 pm; Early Bird 8 am - 9 am.

For a Complete list of Train Shows go to http://www.railserve.com/events/train_shows.html

Save the above web address as it has a complete updated list of Train Shows Nationwide , along with a lot of other good information about the Hobby. You will be very surprised at how many train shows there are just in Florida year round and will find them listed here.

Past meets



drag, and a Kalamazoo American classic Tom Hite had just refurbed with an Airwire/Phoenix installation; and, of course, Paul's Crescent Limited long,



The January 28 meet at Wagner's was a great success! The weather was perfect, and around 30 people attended. There were lots of trains running, including some early American locos from the Riverbend group, double headed Mikes pulling a long coal drag, and a Kalamazoo American classic Tom Hite had just refurbed with an Airwire/Phoenix installation; and, of course, Paul's Crescent Limited long, green, passenger train. We generally ran 3 trains at a time on the same track. The noise was deafening. Some interesting prizes came up in the raffle, which was well supported. Folks came early and stayed late.





A big thanks to Paul & Patty for hosting the meet.

As you can see a great time was had by all.

What's going on in the garden



Article submitted by Paul Smith

Here is some detail of the 8 foot arched deck truss bridge that I installed from Eaglewings Ironcraft in Phoenix. I used PVC lumber to create the bridge abutments and painted them with Rustoleum Desert Bisque sand textured paint to simulate concrete. They are attached to a pressure treated base of 2 X 12 lumber and stainless steel screws.

I felt the 8 foot deck truss bridge would make a good center piece for the railroad.



The same technique was applied to the long trestle in the background. That trestle is from Bridgeworks and was purchased used from a gentleman taking his railroad down. The trestle piers are plastic and are mounted to two pressure treated 2 X 12's for a foundation. This trestle has stayed firm through Maine's hard winters.

This is the trestle before being "planted" in a trench about 12" deep.

Here is the trestle in its' permanent location in the trench before backfilling.

You can see a couple very short videos of my railroad in Lincoln, Maine, if you search



Youtube for Bagley Mountain Division of the Maine Central Railroad. I grew up on a farm on that railroad from 1949 to 1969. I also have an HO model of this railroad in my basement. I now live near that railroad on Bagley Mountain Road in Lincoln, Maine, hence the name of the garden RR. The Maine Central was purchased by Guildford Rail System in the 80's and is now Panam Railways. They stole the Panam logo from Pan American airlines! :-)




This is my water feature on the Bagley Mountain Division. Nancy Norris, who writes for Garden Railways Magazine, and I had been in touch about the water feature design. While Nancy lives in California, her Mom lives in Maine. She managed to spend two days with me working on this water feature while paying a visit to her Mom. I was very grateful for her professional help!



I used soda cans for the material and a paper crimper tool from Staples to make these scale corrugated aluminum roofing panels. I cut the two ends of the cans off with a new, sharp utility knife blade, cut the remainder of the can with a pair of scissors to make a flat sheet, then ran the whole piece through the crimping tool. I ran the sheet back and forth through the crimper several times to make sure the ridges were sharply formed and looked in proper scale. I then cut the sheet into 2" X 4" pieces of roofing material which represent 4' X 8' sheets in 1/24 scale. I then used RV silicone to adhere the panels to the plywood roof. The plywood used in the building is an exterior grade MDO plywood. I had some Western Red Cedar lumber which I ripped out for the "plank" siding for the building. I used an exterior grade wood glue to attach the siding to the plywood substructure. The vertical support posts are also ripped out of the Western Red Cedar. I then set the building on a painted piece of cement board.

The farm implements are 1/24 scale. That is a popular scale for vehicles and farm equipment, so that is why I also made the building in 1/24 scale. I found several good sources on-line for 1/24 scale models.



Here are some more photos of my farm scene project which I began this summer (2016). I found a used barn and farmhouse and added the shed which I built from scratch.



TRAINS FOR SALE

This area will be used to list trains for sale. List them here before going to e-bay. If a club member wants it, you can save the hassle of listing and fees.


Rules are simple. Submit up to four pictures, a description of the item, contact information, and the price.

Send your info to the fgrs.newsletter@gmail.com e-mail by the cutoff date and that's it.

Items will appear for two issues.

Bridgewater power pack works great I am 100% battery now and no longer need it. \$100.00. Also a SS 90 Deg crossover brand new. \$30.00.

Contact Tom at Thomasrhite@gmail.com if interested.





FGRS Membership Application

The Florida Garden Railway Society (FGRS) invites you to join a group of people who share a common interest in large scale trains, both indoors, outdoors, or modules. We are a group of individuals, Couples, and families who enjoy socializing with others and participating in train related activities. Dues

\$30/YR for single or family memberships. Annual dues include subscriptions to FRS Newsletter. All renewals are due in January. If interested in joining FGRS or to renew your membership, please

Complete this application and send a check payable to Florida Garden Railway Society (FGRS),

Attn: Fred Weber, 7686 E. Oak Forest St. Floral City, FL 34436.

Name: _____
Street: _____
City: _____
State: _____ Zip: _____ Phone#: _____
E-Mail: _____

Would you like your information shared with the club members only? Yes ____ No ____

Name badges are \$18 each. If mailed add \$3.00. They have two lines: One for your name and the other line can have the town

where you live or the name of your railroad.

First Badge

Second Badge

Name: _____
Town or RR name: _____

The FGRS Newsletter will be Published by the 7th of each month. The deadline to submit information for the newsletter will always be the last day of the month.

A big “Thank You” to Fred Weber as well as Bill Thaw for going to The Vanguard School in Lake Wales and helping to get the school’s outer track running. Pictures and video can be seen on our club Facebook page: <https://www.facebook.com/search/top/?q=florida%20garden%20railway>

Also, “Thanks” to Barbara & Frank Kimmel for hosting our February “Fun Run” event. You are always such gracious hosts and we all thank you for your hospitality.

Another “THANKS” to Ron White for the creativity and the time involved designing the club newsletter banner.

Lastly, “THANKS” to Joyce Chapman for all her hard work on the Newsletter until this point.