



**INSIDE:**

**PICTURES FROM MEMBERS SUMMER RAILFANNING TRIPS; UPCOMING MEETS AND EVENTS; A VISIT TO BUSHNELL STATION; 30 YEAR CELEBRATION UPDATE; A HISTORY OF "ENTERTAINMENT JUNCTION"; "LEMONADE STAND"; AND MORE!**

**GO TO [WWW.FGRS.ORG](http://WWW.FGRS.ORG), "EVENTS" PAGE TO SEE PHOTOS FOR OUR UPCOMING OPERATING SESSIONS. GO TO THE "MEMBERS SIGN-IN" TO SEE THE CURRENT MEMBER ROSTER, NEWSLETTER BACK ISSUES, AND MORE!**



## August 2021 Newsletter

### *In This Issue –*

#### CLUB NEWS

President's Notes.....	Page 2
The FGRS Board.....	Page 4
Train Shows and Events.....	Page 5
FGRS Fun Runs (Operating Sessions).....	Page 6
Meet at Bushnell Station .....	Page 9
30 Year Celebration Update.....	Page 11

#### ARTICLES

EnterTrainment Junction .....	Page 13
Railfanning Events .....	Page 16
The Lemonade Stand.....	Page 17
Cumbres and Toltec Visit.....	Page 21

#### FGRS BUSINESS

Members' Items for Sale.....	Page 23
FGRS Membership Application .....	Page 25

#### *On the Cover:*

The Axe George and Boulder #25 steams into a station on the Bushnell Museum layout.



## **PRESIDENT'S NOTES FROM FRED WEBER**

July 2021

To all the Garden Railroaders, I think the Florida rainy season is almost over. It's been no fun cutting the grass around the track and not running trains!

A special thank you to the Gulf Coast & Central Florida Railroad Museum for hosting our special event. Our Club Members enjoyed train rides, LGB Trains, lots of train talk and hot dogs. Phil showed off our new switch puzzle layout. With a little more engineering this will make for a fun train experience.

Note: it's time to start the final planning for the 30<sup>th</sup> Anniversary Celebration. Final dinner plans for Saturday night are getting closer.

At this time, we have no scheduled events for the month of August. September will kick-off with a layout tour built by Disney. Details will be in this newsletter.

Happy Railroading

- *Fred Weber*, **FGRS President 2021**

## The New Shirts are Ready!

All shirts are \$35 which includes embroidering your name, taxes, and shipping to you home. The shirts are made by Core365 and are 100% Polyester - Moisture Wicking, Antimicrobial, UV protection, and easy care.



Men's shirts are available either with or without a pocket. Men's tall sizes are only available without a pocket. Color choices are True Royal or White.

Sizes start at S,M,L,XL,2XL,3XL,4LX, and 5XL

Ladies sizes start at XS,S,M,L,XL,2XL, and 3XL

Youth sizes start at S,M,L,XL

Ladies sizes are true to size. Women who wear a men's large would need to order a ladies "extra large". These shirts are very comfortable and easy to care for. You will love them! All arrangements have been made. Order yours direct from the dealer using the form sent out in a separate document. Be sure to include your email address on the order form so they can contact you if there are questions about what you want.

# FGRS 2021 BOARD MEMBERS



**FGRS President**  
**Fred Weber**  
**410-310-6001**  
**Fgrs.president@gmail.com**



**FGRS Vice President – Eastern Region**  
**Phil Barcelona**  
**386-562-4859**  
**fgrs.vicepresident@gmail.com**

**YOUR PICTURE  
COULD BE HERE!**

**FGRS Vice President – Western Region**  
**Position Open – This can be you!**




**FGRS Secretary**  
**Millie Weber**  
**941-224-2996**  
**Fgrs.secretary@  
gmail.com**



**FGRS Treasurer**  
**Melinda Archer**  
**727-421-5894**  
**Fgrs.treasurer@  
gmail.com**



**FGRS Newsletter**  
**Paul Wagner**  
**941-445-0409**  
**Fgrs.newsletter  
@gmail.com**



**FGRS Membership**  
**Jay Archer**  
**727-736-1989**  
**Fgrs.membership  
18@gmail.com**

# 2021 TRAIN SHOWS AND EVENTS

## Sep 4, 2021- Melbourne Train & Toy Show

9am - 2pm

Azan Shrine Center, Melbourne, Florida

Go to <http://schultzspacecoasttrains.com/> for information

## January 9 - 10, 2022 –74<sup>rd</sup> Railfair, Deland, Florida

9am – 4pm

Volusia County Fairgrounds

## February 18 - 20, 2022 – FGRS 30 YEAR ANNIVERSARY!

(OK its 31 years!) Save the date! More information in this issue, and more will be coming out this summer.

For a Complete list of Train Shows go to

[http://www.railserve.com/events/train\\_shows.html](http://www.railserve.com/events/train_shows.html)

---

## **CALENDAR PLANNING FOR FUTURE FUN RUNS**

We're looking for members to host Train Operating Sessions and Fun Runs for the rest of 2021.


If you are interested in hosting, please contact Paul Wagner, the FGRS Newsletter Chairman at [FGRS.Newsletter@gmail.com](mailto:FGRS.Newsletter@gmail.com)

## **UPCOMING FGRS FUN RUNS/OPERATING SESSIONS**

## **AND FGRS MEETS AT SPECIAL TRAIN ATTRACTIONS**

**Saturday, October 23, 2021 – Fun Run at the Home of  
Jay and Melinda Archer**

637 Scotland St  
Duneden, FL, 34698  
Details to follow as they  
become available



**Saturday, October 30, 2021 – Fun Run at the Home of  
John & Katie Abbott**

5170 Laguna Vista Dr  
Melbourne, FL, 32934  
Details to follow as they  
become available



*(Upcoming Fun Runs Continued Next Page)*

*(Upcoming Fun Runs, Continued)*

**Saturday, November 27, 2021 (Thanksgiving Weekend)  
Fun Run at the Home of  
Don and Lenojo Carter**

6130 NE 3rd PL  
Ocala, FL, 34470  
Phone 352-207-5434  
Details to follow as they  
become available



**Saturday, December 4, 2021 – Fun Run at the Home of  
Dave and Ruth Taisch**

11605 Lane Park Road,  
Tavares, FL  
Phone 352-343-3196  
Details to follow as they  
become available



Summer activities in planning stage: Watch for updates in future newsletters, and “FGRS Newsflash” emails:

**September** – Ridge Line Steamers, in Dundee

*And...watch this space for additional Fun Runs as they are scheduled.*



# FGRS Meet at Gulf Coast and Central Florida Railroad Museum at Bushnell Station

By Fred Weber

## Contest Layout Design for Bushnell Station

The FGRS has been requested to design and build an outdoor layout in G scale. The museum has a 27x40 foot area to construct the layout. One side is next to a building. They would like for the design to include a track that would run through a small “doggie” door into the building. Two sides of the layout will have a walkway with chain rail to stop people from stepping on the layout. The last side is open towards the 7 ½” gauge railroad.

Ideas: Raised or ground level RR?

Water feature?

Mountain or some scenic feature on side of building where we can run trains inside the building to store them.

8 foot or greater diameter curves always looks better for bigger trains. Not all loops need to be big

Plants or rocks?

Keep it simple, this will be a continuous running layout.

The layout design is open to all FGRS members. Submit your layout design to any board member. All designs must be submitted by Sept 25, 2021

The winning design will receive prizes including a T-shirt, G scale train car, and more to be announced.

On the following page is a grid which represents the area that will contain the layout. The grid scale is 2’ to each block. Please print out the page and draw a layout design that you would be proud for the FGRS to build on the museum property. For a raised layout, fill, rocks, and/or trestles can be brought in to achieve the elevation you desire.

Here is a photo of the area where the layout will be built:



27 feet

40 FEET

MUSEUM BUILDING WALL

# Reflections from the Gulf Coast and Central Florida Railroad Museum at Bushnell Station



The president of the Museum gives our members a tour – the expanse of their collection had us looking high and low!



Members Bob and Cheri Conant inspect one of the finely crafted scenes on the museum railway



Amazing detail and smooth running trains were everywhere!



Phil Barcelona tells members about the fun of competing on the new FGRS “Switching Puzzle” layout.



And after a delicious hot-dog lunch, provided by our hosts, we took a ride behind their impressive diesel locomotive on a surprisingly interesting layout which winds through the train house, over bridges, and looping back and forth around their grounds.

# **THE 30 YEAR FGRS ANNIVERSARY!!!!!!!!!!!!!!**

**FEBRUARY 18 TO 20, 2022**

**THREE DAYS OF RAILWAY FUN IN BEAUTIFUL FORT MYERS! - INCLUDING...**



# 30th Anniversary Celebration Update

The Florida Garden Railway Society's 30th Anniversary weekend extravaganza will begin on Friday February 18th, 2022. Activities will include layout tours north of Fort Myers, club layout display and swap meet at the Holiday Inn and dinner will be on the Murder Mystery Dinner Train.

On Saturday, February 19<sup>th</sup>, we will have layout tours including some small scale layouts that have been featured in Model Railroader Magazine. The Railroad Museum of South Florida will also be on the tour where you will be able to ride on their 7 ½ inch gauge train. We will end the day at Shell Point to visit a layout modeled after the state of Florida. Saturday night dinner is still to be determined but will be in this area of Fort Myers.

On Sunday, February 20<sup>th</sup>, we will tour the Edison Ford Winter Estates. We will take a guided tour in the morning after which the swap meet at the hotel will continue until early afternoon.

We will be using the Holiday Inn Downtown Historic at 2431 Cleveland Avenue, Fort Myers, Florida 33901 for our lodging and event hall. Rooms have been reserved under FGRS and are approximately \$139 per night plus tax. The Holiday Inn telephone number to make your reservation is: 239-332-3232.

This will be one club event you do not want to miss! Come join our 30th Anniversary Celebration and make new memories. Registration form will be in the September newsletter.



# A History of EnterTRAINment Junction Submitted by Fred Weber

By Bill Balfour, EnterTRAINment Junction Staff

EnterTRAINment Junction owner, Don Oeters, a successful Cincinnati businessman and train hobby enthusiast, had an idea that turned into the "World's Biggest Model Train Layout". Bruce Robinson, local architect, took Don's ideas and developed concept drawings that brought them to life in what can only be called an "indoor theme park" so Don quickly decided to move forward and create this major attraction. The attraction would be home to the



world's largest model train display which takes you on an immersive train journey. Additionally, it would include an indoor kid's playground, a railroad museum, as well as a gift shop, hobby shop, snack bar, private rooms for birthday parties and events, and eventually, an old style fun house to give it the feel of a nostalgic Cincinnati amusement park. Don's dream was simple: make it about the history of railroading, have it be interactive and for all ages. In early 2007,



construction began, which was led by Larry Koehl, the Greater Cincinnati Garden Railway Club, Miami Valley Club, and other volunteers. They planned the train display area and began to lay track, construct mountains and build miniatures. EnterTRAINment Junction opened in August of 2008. To develop and create a world class museum,

Don enlisted the help of Dan and Ruth Britt of Hamilton, OH. They were able to take mountains of information to create interactive and educational displays that are enjoyed by all. EnterTRAINment Junction continues to be a dream come true for the whole family – from children to railroad aficionados.

Don continually upgrades the attraction with new additions including new structures and train controls. They recently unveiled a remarkable 1,000 square foot replica of historic Coney Island Amusement Park located on the second level overlook. Their other world-class attractions are the AMaze- N Funhouse; the greatest funhouse on earth and their world's largest Marble display "It's A Marbleous Life", where you



will see lots of unique collectible marbles, marble games, marble jewelry, an amazing kinetic marble sculpture and more! EnterTRAINment Junction was Voted Ohio's Best Family Entertainment Center, and is unlike any indoor family entertainment center. You can marvel at



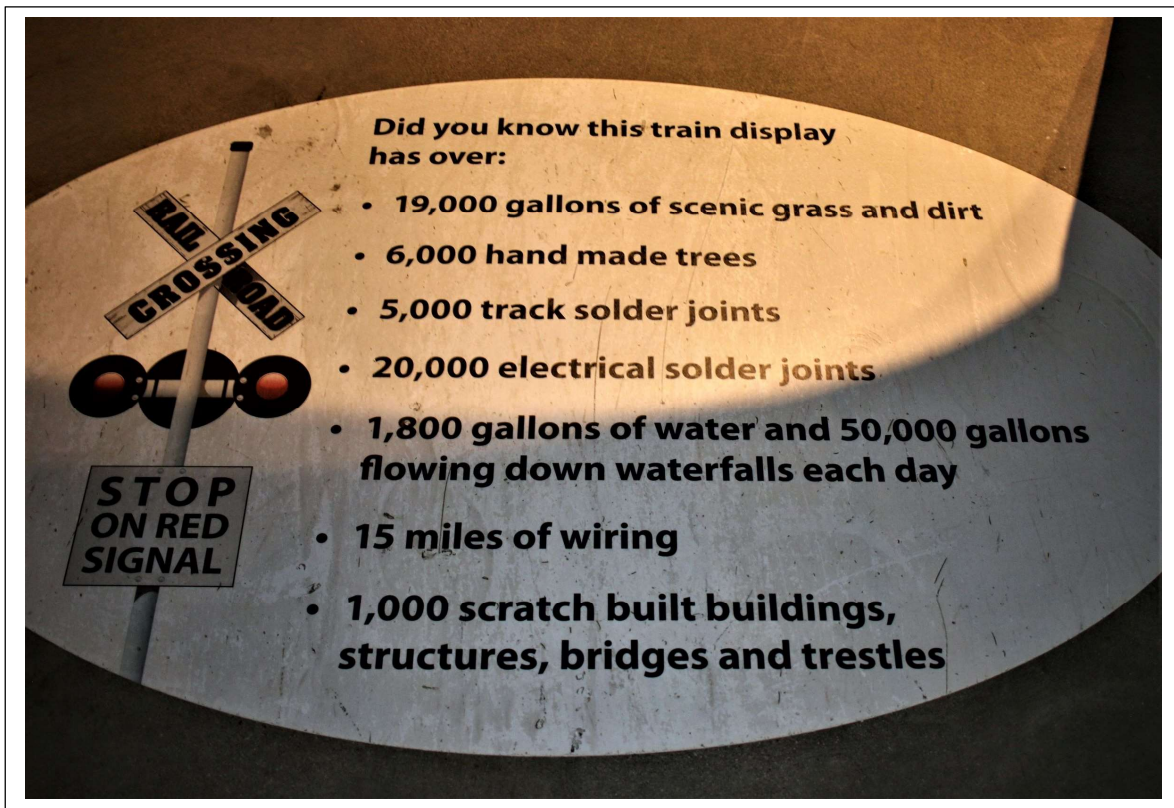
the world's largest indoor train display. Slide, climb and play in a children's play area. It's like a theme park all indoors! Book your special get together! Whether you're looking to treat your guests to an evening of family fun or an elegant reception, EnterTRAINment Junction is for you. Come discover how EnterTRAINment Junction is the perfect place for your events. Our unique and fun environment is the perfect backdrop for any type of event

whether it be a business meeting, Christmas party, banquet, or a special birthday celebration. **EVENT SCHEDULE:** 6/26 – 7/31 Christmas In July Think some Christmas Cheer might help get you through the summer heat? Cool off at the Junction with a visit to the North Pole to get your mid-year check up with Santa as well as stop by all of our great attractions. 8/1 – 9/12 Everything Thomas Join Us for our celebration of Thomas the Train with Thomas-themed train layouts, videos, scavenger hunt, coloring and crafts. Enjoy our kid's train ride PLUS 15%-50% off all Thomas & Friends merchandise. 9/25 – 10/31 Jack O'Lantern Junction Halloween fun for the whole family! Walk thru our indoor, kid friendly maze and see friendly ghosts, skeletons and more. Each child will receive a bag of trick-or-treat candy! Plus, see our new Halloween mini scenes and a Halloween themed train display!



Don't worry about the weather - it's all indoors!  
11/13/21 – 1/2/22  
Christmas at The Junction  
Create a holiday tradition for your family! See the magic of Christmas at the home of the World's Largest Indoor Train Display. Take a "Journey to the North Pole", where you can meet Mrs. Claus and Santa himself.

Entertrainment Junction is located at:  
7379 Squire Court WEST CHESTER • 513-898-8000  
(North of Cincinnati OH)  
[www.entertrainmentjunction.com](http://www.entertrainmentjunction.com)







## **Railfanning Events Coming Up** **Paul Wagner**

### **Bigboy back in steam, and coming south!** **Full Steam Ahead: World’s Largest Steam Locomotive Returns with 'The Big Boy 2021 Tour'**

OMAHA, NEB., JUNE 14, 2021

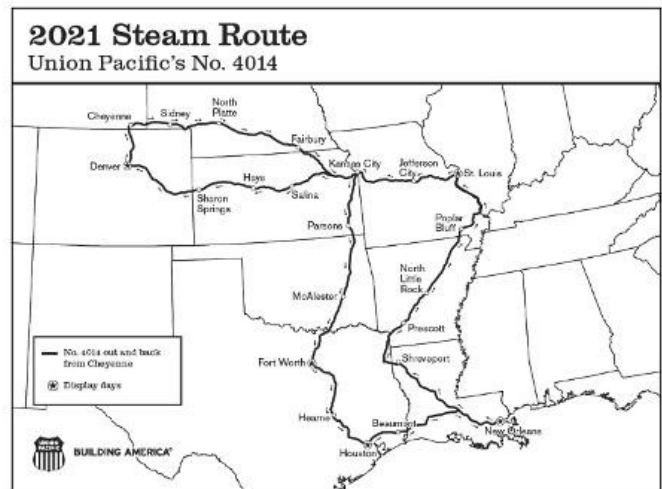
Union Pacific's Big Boy No. 4014, will embark on "The Big Boy 2021 Tour" Aug. 5 to celebrate railroad heritage and the communities Union Pacific serves. This is the first tour since the locomotive was restored for 2019's "Great Race" tours celebrating the 150th anniversary of the transcontinental railroad's completion. The multi-year restoration took place at Union Pacific's steam shop in Cheyenne, Wyoming, following a retirement that spanned six decades.



"Weighing in at 1.2 million pounds, the Big Boy makes a big impression in communities it visits, reminding us of bygone days and the important role the railroad continues to play in our global economy," said Scott Moore, senior vice president – Corporate Relations and chief administrative officer. "This summer, we are proud to announce that the Big Boy will be back to tour through 10 of the states and hundreds of the communities which Union Pacific serves."

No. 4014 will leave the Steam Shop in Cheyenne, Wyoming, August 5, making brief whistle-stops in communities across Arkansas, Colorado, Illinois, Kansas, Louisiana, Missouri, Nebraska, Oklahoma, Texas and Wyoming. The locomotive will be on display in the following cities:

- Saturday, Aug. 14: Fort Worth, Texas
  - Tuesday, Aug. 17: Houston, Texas
  - Saturday, Aug. 21: New Orleans, Louisiana
  - Sunday, Aug. 29: St. Louis, Missouri
  - Monday, Sept. 6: Denver, Colorado
- No. 4014 will return to Cheyenne following the Denver stop. A complete list of overnight and whistle stops will be released at <http://upsteam.com>. Fans interested in getting the latest news regarding Union Pacific's steam program and notifications of schedule updates can join the Union Pacific Steam Club at <http://up.com/SteamClub>.



# *The Lemonade Stand*

## Overcoming the Mistakes We Make in Model Railroading

by Jennifer Nisenoff and Tim Smith

Ft Myers, Florida



Most articles produced for this newsletter illustrate the triumphs of our members. We can learn much from the successes of others. *The Lemonade Stand* is here to help us find ways to learn from the mistakes we often make as we begin or return to this wonderful hobby. Each Lemonade Stand article focuses on a single lemon (i.e., problem/mistake) and (hopefully!) provides some insights to turn that lemon into lemonade (success!). While I am a G Scale modeler, these lemons will likely apply to most any scale.

### **This month's lemon:**

#### **Lack of documentation--a short pencil is better than a long memory.**

This “short pencil” phrase is first found in a reference work on Chinese idiomatic phrases, where it is credited to the Qing dynasty (ruled 1644-1912). The quote was likely introduced into English usage through Arthur H. Smith's “Proverbs and Common Sayings from the Chinese,” and was originally translated as ‘*The faintest ink is more powerful than the strongest memory.*’ Our failure to document what we have and what we do creates problems and wastes which can be avoided if we just take the time to write things down.

#### Backstory:

Over the past two years, the collection of model trains began to increase dramatically at our house. I knew very little about the inner workings of model trains but I wanted to open them up and tinker with them just to see how they worked and to see what they looked like inside. Models in pristine (new or like new) condition were expensive and looked “too nice” to mess with using my crude hands. Most “cheap” used/inexpensive locomotives were not likely running and most inexpensive freight cars had plastic wheels and European style plastic couplers. It seemed appropriate to use the “Ollie's Outlet” approach: Buy good things cheap! The (eBay) search began for broken/incomplete/non-working items that might be repairable, restorable, or combinable (is that a word?).

Each night I would search new listings on eBay for G scale locos and cars that were in need of attention (and therefore less expensive, cheap, or close to worthless as they were offered for sale online). I had to learn the proper eBay model train sales descriptions:

“See photographs” usually meant something was missing.

“Untested” often indicated something was broken in the drivetrain or electronics.

“For parts or repair only” promised nothing but rarely disappointed.

My initial target for purchase was one of the oldest and certainly most common American steam locomotives...the Bachmann Big Haulers 4-6-0.

## The Bachman Big Haulers 4-6-0



These 4-6-0 Big Hauler locos (and their tenders) were commonly sold on eBay; parts were still somewhat available; and, there was lots of online help available on various internet sites to get advice and instruction on repairs. This particular locomotive was missing the front of the boiler, headlight, whistle, and vent cover on the cab. Several plastic parts were broken. Many brass features (handrails, for instance) were missing, bent, or pulled loose. The loco turned out to have no motor, gears, or steel weight inside. And I failed to write down all the parts that were missing. It was a late model Anniversary (Annie) unit that had nice brass parts and, in theory, an improved drive train (though the motor and gears had been removed from this one).

Some of these parts (like the headlight, whistle, & roof vent cover on the cab) were no longer available from Bachmann. Other parts that were missing and available from Bachmann added up to a price that was three times higher than the \$50 I paid for the loco and tender originally. The search began for another “used” Bachmann loco that might have all/some of the missing parts. By the time I found another one that appeared to have what was missing (boiler front, headlight, whistle, roof vent cover!), I had forgotten what I really needed and forgotten that I had an “Annie” version. I ended up buying the (non-working) loco without remembering/documenting what I really needed:

The second loco/tender looked nice on the outside. However, it turned out to be an “original” 4-6-0 which was powered by six D cells stacked (and badly corroded) inside the locomotive. When it arrived, I was “disappointed” to find that most of the parts I needed (like the headlight, smokestack, and whistle) were “wrong” for the Annie version. The headlight mount was different. The whistle was plastic instead of brass. At least this one had the front



of the locomotive (labeled #7 instead of #12) and the vent cover for the cab was usable (but would need to be repainted). The motor and gears in the replacement worked just fine but were NOT compatible with the power train setup in the Annie chassis.

Now I had two Bachmann 4-6-0 locomotives, but both were incomplete and not running. And I had still not bothered to document what I really had and what I really needed. Apparently, it was time to adhere to the Nixon motto: "If two wrongs do not make a right, try THREE!"

Next came the Bachmann Emmet Kelly 4-6-0 Circus Train locomotive (locomotive shell only!). It had brass parts (bent), a chimney (broken), and another boiler front (#49). But almost nothing on this piece would provide the parts needed to get the other two units up and running. My failure to document what I had and what I needed ensured that I ended up with a big box of train parts, but nothing that would operate.



Finally, I stopped buying junk trains and developed a spreadsheet to document each locomotive (where it was stored, how it was wired, what condition it was in, and what parts it still needed). I labeled each loco storage box with the ID number and contents (since NONE of these had their original box). I could now find them. I WROTE DOWN what each one needed to function and be complete in appearance. I bought the necessary parts from Bachmann and patiently on eBay.

This documentation failure story could go on for pages, but can be summed up in the following picture. I now have six (6) (SIX!) Bachmann 4-6-0 Big Hauler locomotives. I have finally managed to get four of them to run and three of them are 99% complete. When the remaining necessary parts are found and arrive, I will have six complete locos and four of them will be up for sale (I will NEVER break even on this disaster!).



If I had properly documented what I needed to get the first one to run, I could have saved a whole lot of trouble and ended up with one or two NICE units instead of four OK units and a pile of parts. If only I had gone to the "trouble" of documenting precisely what I had and what I needed, I could have saved a lot of time, effort, and probably a few (hundred) dollars as well.

How to Make Lemonade from this Lemon:

Lack of documentation:

1. Write it down...there is just too much to remember.
2. Pretend you cannot talk to clarify. Does your documentation “speak” for itself?
3. Keeping track of what you have & what you need means fewer fumbles & more touchdowns!

Next Month (September, 2021) The Lemonade Stand will be closed for vacation. Next article this Fall: ***Forgetting that model railroading is a FUN hobby.***



# ***Ticket to Toltec!***

## ***A Colorado Narrow Gauge Live Steam Event***

By Bill Severns

Living here in Durango during the summer months, I did get a trip on the Durango and Silverton Narrow Gauge Railroad in June with a friend and his grandkids. I had been spending most of my time working on the Animas Valley RR, a 7-1/2" gauge railroad at the home of a nearby neighbor. His railroad always needs trackwork, and with the owner now 91 years old, he always needs a hand! I also got my G gauge up and running here. I had a friend over and he ran his live steam "Ruby". Now he wants a K-27 electric too! This hobby kinda grows on ya! But we finally got over to Chama, the main terminus of the Cumbres and Toltec Narrow Gauge Railroad, for a July 25th trip behind a fine old loco, the #168. I really wanted to ride this one!

To start with, I will give a short history of the 168. Built by Baldwin in 1883 (builders number 6670) as a class T-12 (meaning tractive effort of 11590 #) with 45" drivers. Most engines of that era carried 36" drivers. She was built for passenger service and hauled one of the first passenger trains into Salt Lake City on the narrow gauge from Denver. Standard gauge came at about 1890 for that line. In 1909 she handled a presidential special into Gunnison Colorado with President Taft on board for the opening of a new irrigation project in that part of Colorado. By July of 1938 she was donated to the city of Colorado Springs for display in front of the Antlers Hotel where she remained until about 2019. Two T-12 engines remain today. Her sister, the 169, is on display in Alamosa Colorado (the last T-12 to remain in service until 1941). Both engines were considered for restoration but the 168 was selected. The tender (tank) was rusted out so badly that a new one was built. In about 1916 the D&RG



FGRS with #168 at Osier Station




Our conductor masked up for safety – or is that a train robber?!!!

replaced the boiler with a "modern" one. Baldwin built the original cab with wood and it too was gone by 2019, so a new one was built, also of wood, as close as possible to the original. So today we see the 168 running gear as the only real 1883 part left. This is true of most of the Colorado narrow gauge engines running today from the 1800's era. The K class engines we see today have their original boilers but most, if not all, have new "tanks", as rust won in the end!



**GETTING UP STEAM IN THE MORNING!**



**ROCKSLIDE!**



**APPROACHING THE WATER TANK AT ANTONITO**



**STEAMING OUT OF THE  
ENGINE HOUSE**



## Member Train Items For Sale

Looking to buy or swap something? Send in your request- [FGRS.Newsletter@gmail.com](mailto:FGRS.Newsletter@gmail.com)

*This page has been created solely as a convenience to our members who want to buy and sell from other club members. FGRS takes no responsibility for the condition of the items or sale of items. Any transaction is completely between the buyer and seller.*

*Please submit items you would like to buy or sell to Paul Wagner,  
[FGRS.Newsletter@gmail.com](mailto:FGRS.Newsletter@gmail.com)*

*Ads will be run for 2 months if they are not renewed. Please notify me when an item is sold, so it can be removed from the following newsletter. – Paul Wagner*



**Bob Conant has for sale:  
 Email - bobconant2@gmail.com  
 Am in Bradenton – Pick up at my  
 house or will work out halfway  
 somewhere.**

H = Hook and loop KD = Kadee  
 AK = Aristo Knuckle BK = Bachmann Knuckle  
 LiK = Lionel Knuckle LK = LGB Knuckle  
 P = Plastic wheels M = Metal wheels

MANUFACTURER	TYPE	ROAD	COUPLERS		BOX		PRICE	NOTES
				WHEELS				
LGB	CABOOSE 2 axle	C & S	KD	P	Y	50	Detail, lights added, name removed	
ARISTOCRAFT	CABOOSE, STEEL	Chessie	KD	M	Y	60	Low usage, colorful	
USA	CABOOSE, Wood	Pennsylvania	KD	M	Y	60	Low usage	
ARISTOCRAFT	BOX, Steel	Florida East Coast	KD	M	Y	50	Blue	
ARISTOCRAFT	BOX, STEEL	Florida East Coast	AK	M	Y	50	Red (tuscan)	
ARISTOCRAFT	BOX, STEEL	Seaboard Air Line	AK	M	Y	40		
ARISTOCRAFT	BOX, Steel	Circus 1993	AK	M	Y	40		
BACHMANN	Box, Wood	Hershey's Kiss	H	P	Y	40		
BACHMANN	Box, Wood	Coca Cola	KD	M	N	40	Coke Collectors Club 1995, White	
LGB	BEER CAR	Zillertal Bier barrel	H	P	Y	150		
LIONEL	REEFER, Wood	Tropicana	KD	M	Y	50	Orange # 87103	
LIONEL	REEFER, Wood	Tropicana	KD	M	Y	50	Orange # 87103	
USA	REEFER, Wood	West India Fruit	KD	M	Y	53	Yellow # 725	
USA	REEFER, Wood	West India Fruit	KD	M	Y	53	Yellow # 725	
LGB	TANK	Black	KD	M	Y	40	Was FGRS Convention but painted blk	
USA	Flat Bulkhead	New York Central	H	P	N	40		
BACHMANN	REEFER, Wood	Ramapo Valley Brew	KD	M	Y	40		
USA	REEFER, Wood	Poland Springs Watr	KD	M	N	40		
LGB	ENG, DIESEL 2 axle	D&RGW #50	LK		Y	100	Very low usage	
HARTLAND	ENG, DIESEL, MACK	Black Mack	H		Y	60	New	
ARISTOCRAFT	ENG, DIESEL, U25B	Chessie	AK		Y	150	Good condition, very very colorful !	
BACHMANN	ENG, STEAM 2-4-2T	Undec	KD		Y	100	Spectrum Baldwin tank loco	
LGB	ENG, STEAM 2-6-6-2	Sumpter Valley	KD		Y	900	Part No. 22892; Includes programming device,	
BACHMANN	ENG, STEAM 4-6-0	Circus	KD		N	150	Barrys Big Train chassis, some detailing	
BACHMANN	HANDCAR	Gray			Y	40	With trailer	
BACHMANN	STREETCAR, OPEN	United Elec			Y	50	Very low usage	
BACHMANN	ENG, STEAM 4-6-0	East Broad Top	KD		N	90	Late Bachmann "Plus" loco	
LGB	HOPPER	East Broad Top	KD	P	Y	50	Low usage	
LGB	HOPPER	East Broad Top	KD	P	Y	50	Low usage	
LGB	HOPPER	East Broad Top	KD	P	Y	50	Low usage	
LGB	HOPPER	East Broad Top	KD	P	Y	50	Low usage	
LGB	HOPPER	East Broad Top	KD	P	Y	50	Low usage	
LGB	HOPPER	East Broad Top	KD	P	Y	50	Low usage	
BACHMANN	CABOOSE	East Broad Top	KD	M	Y	50	Very low usage	

## FGRS Membership Application for 2021

The Florida Garden Railway Society (FGRS) invites you to join a group of people who share a common Interest in large scale trains, both indoors and outdoors, or modules. We are a group of individuals, couples, and families who enjoy socializing with others and participating in train related activities.

**Dues for 2021: \$20/YR for single or family memberships.**

Annual dues includes a subscription to FGRS Newsletter, via web and email. If you cannot receive the newsletter via internet, a printed copy will be mailed to you. All renewals are due in January. If you are interested in joining FGRS, or to renew your membership, please complete this application and send a check payable to

**Florida Garden Railway Society (FGRS)**

**Attn: Jay Archer, Florida Garden Railway Society,**

**P.O. BOX 2695**

**Dunedin, FL 34697-2695**

Name: \_\_\_\_\_

Street: \_\_\_\_\_

City: \_\_\_\_\_

State: \_\_\_\_\_ Zip: \_\_\_\_\_

Phone#: \_\_\_\_\_

E-Mail: \_\_\_\_\_

Would you like your information shared with the club members (only)? Yes \_\_\_ No \_\_\_

Name badges are \$12 each. If mailed add \$1.00. The badge has two lines: One for your name, and the other line can have the town where you live, or the name of your railroad.

First Badge: Name: _____ Town or RR Name: _____	Second Badge: Name: _____ Town or RR Name: _____
--	---