



August 2022 NEWSLETTER



*Sharing the Joy of
Garden Railroading
Since 1990!*

PHOTOS ABOVE: SPECIAL JUNE MEET AT BUSHNELL STATION – SEE ARTICLE INSIDE.

Cover Photos – Doug Brainard

INSIDE: ARTICLE ABOUT JUNE MEET AT BUSHNELL STATION; REVIEW OF 2022 NATIONAL GARDEN RAILWAY CONVENTION; AND MORE! MORE EVENT SCHEDULING WILL APPEAR NEXT MONTH.

GO TO WWW.FGRS.ORG TO SEE PHOTOS OF OUR MEMBER'S LAYOUTS.

GO TO THE "MEMBERS SIGN-IN" TO SEE THE CURRENT MEMBER ROSTER, NEWSLETTER BACK ISSUES, AND MORE!



PRESIDENT'S NOTES FROM FRED WEBER

August 2022

Well, I think the rainy season is over. The weeds are protecting my track from the sun. The mornings are starting out a little cooler but I'm too busy cutting grass. Can't wait to start singing "I've been working on the railroad all the livelong day." But don't worry I'm sure a hurricane will be here soon!

The board met during the first week of August with an agenda to include trying to inspire more participants for all activities. Members have the opportunity to run trains every Wednesday and Saturday at the Bushnell Station, plus we will be having another meeting there in October. This time it will be an exciting meet with lots of special activities planned. More details will be posted in the September Newsletter. We are also planning meets at two other train museums which have 7 ½ inch scale trains and we'll be visiting other places around the state to run trains. We are also planning a trip to the sugar cane fields in Clewiston to ride the steam train there. Keep in mind we will be running the club's layouts in January and February of next year in special events. Come out to these events, run trains, and help promote the club. Details to follow soon.

Always read the FGRS Newsletter for updated information! I have often talked to members who asked about activities *after they are over!* READ THE NEWSLETTER!

All of you could initiate other activities by talking to other club members to see if they are running trains, and ask if you can join them and help with their layout. I have welcomed people to come run their trains on my layout many times in the past. Maybe with this heat, Bloody Mary's and early morning meets would work better! Keep the trains running, and the fellowship of garden railroading alive!

I guess my point is, what's on your mind for this club? Because it's YOUR CLUB. Where would you like to see it go and what would you like to do to get it there?

You can email me at FGRS.president@gmail.com, or call me at 410-310-6001. Also contact me if you are interested in hosting a Fun Run.

Hope to see you at the next event.

- *Fred Weber*, FGRS President 2022

Don't Forget to Order Your New Shirt!

Both 30 Year Anniversary *and* Traditional "FGRS"

All shirts are \$35 which includes embroidering your name, taxes, and shipping to your home. The shirts are made by Core365 and are 100% Polyester - Moisture Wicking, Antimicrobial, UV protection, and easy care.



Traditional Shirts
Available in True Royal (Blue) or White



30 Year Anniversary Shirts
Available Only in "Platinum"

Men's shirts are available either with or without a pocket. Men's "Tall" sizes are only available without a pocket. 30 Year Shirts are not available in "Tall" or with a pocket.

Color choices are True Royal (Blue) or White. 30 Year Shirts come only in "Platinum"

Sizes start at S,M,L,XL,2XL,3XL,4LX, and 5XL

Ladies sizes start at XS,S,M,L,XL,2XL, and 3XL

Youth sizes start at S,M,L,XL

Ladies sizes are true to size. Women who wear a men's large would need to order a ladies "extra large". These shirts are very comfortable and easy to care for. You will love them! All arrangements have been made. Order yours direct from the dealer using the form sent out in a separate document. The form with 30 Year Anniversary Shirts added is being sent out again as you receive this Newsletter. Be sure to include your email address on the order form so they can contact you if there are questions about what you want. Watch for the order form which is being sent out in a separate email today.

FGRS 2022 BOARD MEMBERS



FGRS President
Fred Weber
410-310-6001
Fgrs.president@gmail.com



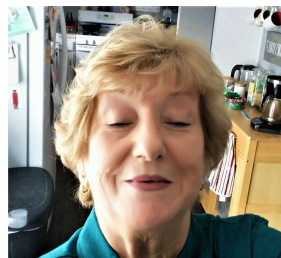
FGRS Vice President – Eastern Region
Phil Barcelona
386-562-4859
fgrs.vicepresident@gmail.com

**YOUR PICTURE
COULD BE HERE!**

FGRS Vice President – Western Region
Position Open – This can be you!



FGRS Secretary
Millie Weber
941-224-2996
**Fgrs.secretary@
gmail.com**



FGRS Treasurer
Inga Thaw
352-341-7799
**Thawwillie42@
gmail.com**



FGRS Newsletter
Paul Wagner
941-445-0409
**Fgrs.newsletter
@gmail.com**



FGRS Membership
Ray Lambert
954-551-3392
**fgrs.membership
1992@gmail.com**

2022 TRAIN SHOWS AND EVENTS

September 3, 2022 - Melbourne Train & Toy Show

9am - 2pm

Azan Shrine Center, Melbourne, Florida

Go to <http://schultzspacecoasttrains.com/> for information

October 1, 2022 –78th Railfair, Deland, Florida

9am – 4pm

Volusia County Fairgrounds

Go to <https://10times.com/rail-fair-florida> for more information

October 1, 2022 – Suncoast MRR Club Train Show and Open House

Pinellas Performing Arts Center

4951 78th Avenue N. , Pinellas Park, FL 33781

Go to https://www.suncoastmrrc.com/pdfs/Train_Show_Flyer.pdf for info

October 22 – 23, 2022 - HR Trains Train Show

10 AM – 5 PM, Show and Clinics

Pinellas Park Performing Arts Center,

4951 78th Ave N, Pinellas Park, FL 33781

(Just behind the HR Trains & Toys store)

Go to <https://hrtrains.com/blogs/news/74th-train-show-october-22-23-2022>

January 14 - 15, 2023 –79th Railfair, Deland, Florida

9am – 4pm

Volusia County Fairgrounds

Go to <https://10times.com/rail-fair-florida> for more information

February 18-19, 2023 – Real Rail Train Show, Palmetto (Bradenton), Florida

Go to <https://realrail.org/upcoming-events/rail-pass/> for more information

For a list of many other Train Shows go to

http://www.railserve.com/events/train_shows.html

UPCOMING FGRS FUN RUNS/OPERATING SESSIONS AND FGRS MEETS AT SPECIAL TRAIN ATTRACTIONS

October 2022

**Special Halloween Fun Run Meet at Bushnell Station and Train Museum
Details to follow in September Newsletter**

Many FGRS Meets and Fun Runs are in the works. The September Newsletter will be out early with details.

**Contact me if you are interested in hosting a Fun Run.
Hope to see you at the next event.**

- *Fred Weber*, FGRS President 2022
410-310-6001
Fgrs.president@gmail.com

Reflections From Special Fun Run Meet Bushnell Station and Train Museum June 11, 2022 By Fred Weber

FGRS held the June meeting at the Bushnell Station. About 30 members enjoyed the museum. They rode the 7 ½ inch scale train, watched trains run all around the museum and viewed the collection of trains the museum had to offer. Juan De Cardenas and Nathan Crouch both brought their trains to run on the outdoor layout. Both have families that all enjoy garden railroading. The club also got to enjoy the Bushnell Station's famous hot dogs.

I want to thank all the members who have put time into building this layout. These Club members have enjoyed the fellowship and teamwork that has gone into building it. The response from the museum visitors is WOW! Most have never seen anything like our layout before. The visitors love watching the trains run. Keep in mind if you want to run your trains, this layout is ready for you. It's a great place to watch your trains, eat popcorn, and have a cold drink. The outdoor layout is about 80% complete. Track work into the building needs reworking, some more plants need to be added and maybe a building or two. Bring your trains to run on the tracks. There is no admission or cost for you to run your trains. Anyone can enjoy the museum for an admission fee of \$7.75



Photo by Doug Brainard



Photo by Doug Brainard

for adults; \$6.75 for Seniors, Military, or First Responders; \$5.75 for students ages 3 – 17; (children under 3 are free); or by joining the Museum for \$35 for the year. FGRS members get 10% off LGB and Pola products. If you're a museum member you get 10% off LGB, Pola *and* anything in the gift shop, plus a free museum t-shirt when you sign up.

The museum is changing every week with new displays and

attractions, so plan to make a visit any Saturday and when we have our meet there in the Fall.

The museum now has two layouts indoors acquired from the Sundance railroad. The latest is a switching layout in O scale. This is a highly detailed train puzzle where freight cars need to be moved from one location to another. The



other layout is the Muskrat Ramble, a highly detailed On3 display. You can see a swimmer being chased by a gator, a steam paddle boat loading at the dock, a cotton plantation and a small town on the bayou, complete with still.



The new HO layout is under construction and the N scale currently has three trains running on it. If you're into S scale (American Flyer), the museum is looking for someone to help built their S scale layout. They have a large donation of American Flyer trains to add to their display. Look for the Halloween Special Event coming in October at The Bushnell Museum! To inquire about helping out, call:

Don Carter: 352-207-5434

Ray Lambert: 954-551-3392

You can also contact me with any questions.

We are looking around the state for other places where we can build a layout for our club members to use and promote garden railroading. If you have any suggestions for another location where this could happen, let me know.

Fred Weber, **FGRS President 2022**

Phone - 410-310-6001 eMail - Fgrs.president@gmail.com

NATIONAL GARDEN RAILWAY CONVENTION 2022

JUNE 19 - 25

DENVER COLORADO

A REVIEW OF THE CONVENTION

By Paul Wagner

Some eight hundred garden railroaders from all over the world converged on Denver in June, and no one was disappointed! A dozen of us from FGRS were there, and we got a chance to socialize a bit at the “Meet and Greet”, the Barbeque at the Colorado Railroad Museum, and the Banquet, but it was such an intense pace, we didn’t otherwise get much of a chance to see each other.

Traveling literally hundreds of miles during the week to see the layouts that were on tour, it was exhausting, but satisfying. Here are some pictures from the relatively few layouts that Patty and I were able to get to. With fifty layouts available, there was just no way we could see them all. Mountainsides with trestles growing out of them were the order of the day out there. And, we’re jealous of all those Dwarf Spruce and other evergreens that we can’t grow down here in Florida.











National Garden Railway Convention

IN THE VENDOR HALL

In all, there were 64 vendors and exhibits on the floor! Walking into the vendor display hall, it was apparent that garden scale manufacturers and dealers are back. Like the layout tours, it was impossible to get around to see them all. Several FGRS members are dealers and were set up on the floor: Mike Setzer accompanied by his wife and daughter had a large array of great new and like new products from LGB and others.

David Bergman, having recently moved down to Florida from Atlanta was there. He recently acquired the “Split Jaw” company, and in addition to carrying their line of track laying accessories and detail parts, he has added the fine line of bridges acquired from the old “Bridgewater” company (The Bridgewater company has retained only their great power pack line, and were in the vendor hall, as well). Split Jaw is also carrying a lower priced, rugged, but less detailed line of bridges from a company called “Design Line”, as well as a new line of signals. (See “Vendor Spotlight”, below to see how this all came about)



Reindeer Pass, G-Scale Junction, TrainLi, and other suppliers were there, with plenty of bargains in garden trains and accessories. Piko and LGB/Marklin/Pola were there, who are both are doing exciting things in G scale rolling stock and structures, and they offer sound and control systems of their own. Kadee was showing their latest metal trucks and wheelsets, accurate and rugged.

Soundtraxx was there. Formerly thought of only as a small scale trains sound and control system manufacturer, they are now producing a line of sound and motion (locomotive power) decoders which are heavy duty enough for small and medium sized G scale locomotives. Phoenix Sound was conspicuous by their absence, and we fear that legendary company may have passed out of existence. Many garden railroaders seem to be using Soundtraxx and other new products in place of Phoenix now. (See the review of the “NGRC Clinics, below, for more info about sound, battery power, and remote control for G scale trains.)

CVP Airwire, an old favorite, was there, showing off their latest throttles (Controllers) and decoders. They are now giving support to interfacing with Soundtraxx decoders for sound and motion control.

G Scale Graphics has expanded their line of low cost battery power decoders, controllers, and sound units under the name “RailBoss” and “MyLocoSound”, as well as offering many trackside power solutions, including an automatic reversing unit for back and forth trolley lines. True to their name, they also offer custom vinyl lettering transfers and lettering painting stencils.

(<https://www.gscalegraphics.net/#/>)

Jonathan Fant, with “Scaled Automations” had a layout with a large screen display that simulates a CCT control system for track powered railroads. It now incorporates a wireless control system and a full signal and switch control facility as well. (<https://scaledautomation.com/>) Jonathan also did a Clinic.

Grandt Line is back! San Juan Model Company (<https://sanjuanmodelco.com/>) had a display of Grandt Line windows and doors and myriad other items for building structures and some odds and ends for rolling stock. These are good times for scratch builders!

Also for scratch-builders and kit builders, Stoneworks was there with kits and assembled buildings and parts. Glen Carlisle was there answering questions about their products, and ran a clinic about making cast cement and stone buildings. They have come up with techniques to make this method of construction easier and even more realistic, and offer several videos on how to do it. They also offer an extensive line of excellent windows, doors, and other detail parts.

(www.RRStoneworks.com)

The Denver Garden Railway Society had assembled one of the largest display layouts I’ve seen, besides a live steam loop (seen in the background). The live steam loop was one of the favorite haunts of our old friend from the Garden Railways magazine days, Marc Horovitz.



Another layout, the “Wandering Railroad” was a big crowd pleaser, with a fine scale Fn3 layout built in a trailer!



National Garden Railway Convention

CLINICS

FUTURE OF THE HOBBY AND CONVENTIONS – Clinic by Bill Derville

Many of you will have noticed Bill Derville's article on page 37 of the July/August Garden Railroading News online magazine. (www.GRNews.org) about "Continuing National Garden Railway Conventions". At first glance, you may think that there are no more NGRC's scheduled – *NOT THE CASE!* The Bay Area Garden Railway Society (BAGR) will host another one of their amazing gatherings in 2023.

But the usual backlog of clubs throughout the country committing to future NGRC's has evaporated. 2024 is only penciled in by a New York/New Jersey club, although 2025 is spoken for by the Sacramento Garden Railway Society.

Bill Derville, one of the founders of Garden Railroading News, chaired this clinic that included an audience discussion to come up with a plan to insure that there would be a continuous line of NGRC's in the future. The consensus was that no one wants to give up any of the exciting activities that make the national conventions so good. Reducing costs and burdens on the hosts seems to be essential, but of many ideas brought forth in the discussions, no "silver bullet" was identified. Please read Bill's article, put your thinking cap on, and email your thoughts to him at advertising@GRNews.org. I have some ideas I'll be writing up, I'm anxious to hear yours. - PW

BUILD A LADDER ROADBED – Clinic by Kevin Strong

This method of laying track was introduced by the garden railroad people up in Ohio some years ago. It does provide some advantages over other methods. Kevin Strong has taken up the method, and has possibly fine-tuned the economy and ease of construction when using it. Since his earlier article about this method in Garden Railways (Feb & April 2017, "Renovating Shade Gap: Part 1" and "Renovating Shade Gap: Part 2"), he is emphasizing these tricks:



- Make the roadbed strips $\frac{3}{4}$ " x $\frac{3}{4}$ " PVC exterior trim stock instead of $\frac{3}{4}$ " x 1-1/2" for economy and ease of bending unless the roadbed will not be supported by earth fill.
- Use spacer blocks every 12" – 18"
- Make posts about 12" – 18" long, space 2 feet apart. Use $\frac{3}{4}$ " PVC conduit for posts (this is smaller than the space between the strips, but if you screw the posts to spacers, it allows for adjustment of tilt; lock in place with horizontal screws)

(Clinic by Kevin Strong, Continued from Previous Page)

- Make splice blocks 8 inches long
- Use C Channel closet shelf material to reinforce edges, where necessary.

WIRELESS DCC* CONTROL FOR BATTERY POWERED TRAINS – Clinic by Kevin Strong

Kevin discussed and demonstrated various alternatives to using certain Airwire solutions and Phoenix sound for wireless control and sound for battery powered trains. He only discussed DCC (Digital Command Control) based systems for purposes of this clinic, and therefore did not comment on RailPro, RailBoss, LocoLinc, Piko, early Revolution, or other non DCC systems. Revolution now offers a DCC based system, but Kevin has not yet tested these. He uses Airwire throttles for all of his 900 MHz systems.

Kevin uses:

- Airwire Convtr (Interfaced with Sountrax and other DCC based sound and motion decoder boards)
- TCS WOW SOUND
- Tam Valley products
- Blue Rail (With iPhone for Throttle controller)

It was interesting to note that after the conclusion of Kevin's clinic, a discussion ensued among several people in the audience about the advantages of Railpro systems. We will look for an update from FGRS member Tom Hite who has adopted Railpro exclusively.

- PW

Blue Rail Update by Tim Smith

BlueRail and Soundtraxx are my DCC Electronic Speed Controller (ESC) and sound card of choice. I control my trains with my iPhone.

Recently, BlueRail and Soundtraxx have jointly announced that they are coming out with a single sound card that will NOT require DCC setup. Currently, in order to have advanced sounds (other than basic chuffs, etc.), it takes two major things...DCC (or similar technology to decode the commands and power the motor) and a sound card. Instead of requiring a DCC ESC card and a soundcard, plus a throttle (wireless remote control), it will only take installing one sound/ESC card, called **"Bluenami"**, and downloading a free APplication on an iPhone (or, just announced, an Android phone). This will cut the price of adding sound to a loco in half (only one board instead of two), greatly simplifying wiring, and reducing space requirements as well. You can watch the youtube video below to see how this will work.

This is currently offered only on small Soundtraxx 2 amp boards, and, unfortunately, most of us will need the larger 4 amp boards for G Scale locos. The larger boards are to become available after the first of 2023. Then folks who currently operate DC track powered systems will be able to install a single card and run their locos with their phone. It will not require a separate DCC conversion card in the loco, will not require purchasing a handheld throttle (transmitter), and will not require purchasing and installing a separate Electronic Speed Controller card in the loco. You can see a detailed walk-through of the interface in this video:

https://www.youtube.com/watch?v=ZwKzTVrm_6E

* DCC (Digital Command Control) is a control interface system that sends all commands over a single pair of wires, usually simplifying wiring and providing increased flexibility, but requires programming of the functions.


Vendor Spotlight - Split Jaw is Back!



Florida's own Split Jaw Products, LLC, now headed by David Bergmann, was one of the exhibitors at Denver NGRC. A long-time, multi-scale model railroader and real-world Engineer, David is active in the Georgia Garden Railway club, and also plans to join the FGSR this fall. The Bergmann's split their time between St Petersburg and the Atlanta area.

As you may already know, the original Split Jaw closed and liquidated their business back in 2019. Last year, David purchased their web domain, www.railclamp.com and reopened the new Split Jaw only a few weeks before the 2021 Nashville NGRC. So the Denver show was a one-year anniversary of sorts. "In our first year leading up to the Denver show, we worked really hard to develop new products. I am a modeler myself, so I wanted to do my small part to bring some product diversity back into the hobby. We lost count exactly, but think it was something like 50 new products in about one year," David explained. "To be honest, at that point we needed a few week's break but we will be back with new product introductions starting late summer 2022."

Split Jaw has certainly been busy, filling three booths with their products: rail clamps, track accessories and bridges, and a new line of signals. Denver was the debut of the new Split Jaw all-aluminum motorized turntable, offered in 32", 36" and 48" lengths. A 32" turntable was on display, slowly turning throughout the show and drawing lots of interest. They showed several Bridgwerks™ hand-crafted bridges, produced right here in Florida. Split Jaw also showed a spectacular new line of curved all-aluminum bridges that fit LGB R5, R3 or R2 diameters.



They showed several fixed bridges, including the new Thru Arch and Welded Warren Truss, which is their first bridge model to be sold with a textured black powder coating.

"The new welded 48" Warren Truss is good for multiple eras, and multiple themes from Narrow Gauge to Mainline Modern modeling. The texture gives customers a nice weathered look that can left as-is or made into a spectacular weathered and aged model."




“There is a lot of re-engineering packed into our re-introduced rail clamps and track accessories. All Split Jaw Rail Clamps come with corrosion resistant Stainless Steel screws and are made in the USA. They are 100% compatible with older versions.”

“Aside from the Rail Clamps and track accessories, Split Jaw’s best sellers were their unique line of aluminum single track and double track drawbridges, which solve all sorts of access problems for both indoor and outdoor layouts. Not one double track drawbridge came back with us from Denver. We can’t make them fast enough.”

Split Jaw also gave a sneak peek at their new line of trackside signals. David revealed some inside info at the show. “Some signal items are for sale now, but we want to do some more of the creative development work - stay tuned for more info.”

Split Jaw has their main manufacturing operations in Peachtree City, Georgia, and runs the business through resellers and their website www.railclamp.com. Split Jaw products are available at the Bushnell Station Hobby Shop.





Member Train Items For Sale

Looking to buy or swap something? Send in your request- FGRS.Newsletter@gmail.com

This page has been created solely as a convenience to our members who want to buy and sell from other club members. FGRS takes no responsibility for the condition of the items or sale of items. Any transaction is completely between the buyer and seller.

Please submit items you would like to buy or sell to Paul Wagner, FGRS.Newsletter@gmail.com

Ads will be run for 2 months if they are not renewed. Please notify me when an item is sold, so it can be removed from the following newsletter. – Paul Wagner

Wanted! FGRS needs a reversing unit for a trolley track on the Bushnell Layout.

FGRS has received some specialty items that we are offering for sale to members (Below). There will be a general online sale similar to the one we had during the pandemic later in the year in which we will offer a number of pieces of railroad rolling stock, track and structures – watch for an email for those.

For Sale: One bundle of Code 250 track, nickle-silver, including two #5 switches. Old and dirty, some stuck to foam board, but serviceable. Approximately 20 feet.

Also included a bundle of odds and ends of Code 220 and Code 200 track.

Nice for industrial spurs even if you are using Code 332 track.

\$20 for the lot.

Contact Paul Wagner

FGRS.Newsletter@gmail.com

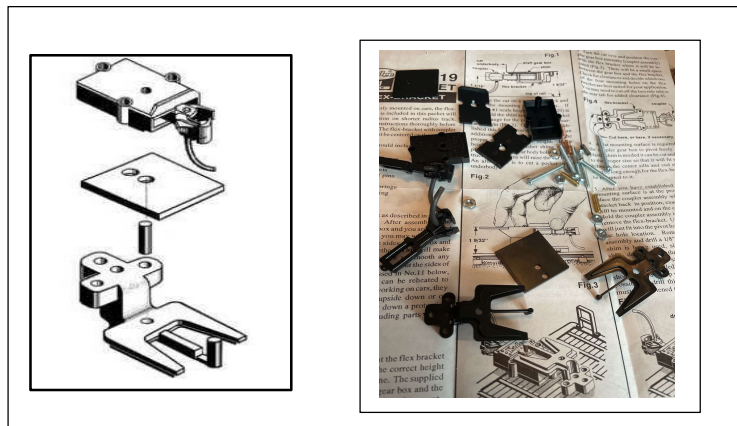


**For Sale: 55 Pairs – Kadee “# One Scale”
Couplers Kadee #819 Packet - \$4.00 each pair
Contact Fred Weber**

FGRS.President@gmail.com

This stock number will come up on a search as an “O” scale draft gear box. It is apparently an old stock number that has been changed. This packet contains a pair of KADEE #1-SCALE #882 FLEX-BRACKETS & #820 #1 SCALE COUPLERS with draft gear box.

Kadee uses the #1 Scale designation to indicate that it is smaller than the couplers usually used for G scale. It is primarily for use with 1:32 rolling stock, but some use them for 1:29 or even 1:20.3 as they are actually closer to correct scale size for all of these scales than the “G” scale couplers. However, it is our experience that the larger ones work better, thus most G scalers use the larger couplers which are designated “G” scale. If you like the #1 Scale couplers, this is less than half price.



FGRS Membership Application for 2022

The Florida Garden Railway Society (FGRS) invites you to join a group of people who share a common Interest in large scale trains, both indoors and outdoors, or modules. We are a group of individuals, couples, and families who enjoy socializing with others and participating in train related activities.

Dues for 2022: \$25/YR for single or family memberships.

Annual dues includes a subscription to FGRS Newsletter, via web and email. If you cannot receive the newsletter via internet, a printed copy will be mailed to you. All renewals are due in January. If you are interested in joining FGRS, or to renew your membership, please complete this application and send a check payable to

Florida Garden Railway Society (FGRS)
Attn: Ray Lambert, Membership Chairman
410 S Center Street
Eustis, FL 32726

Name: _____

Street: _____

City: _____

State: _____ Zip: _____

Phone#: _____

E-Mail: _____

Would you like your information shared with the club members (only)? Yes___ No___

Name badges are \$12 each. If mailed add \$1.00. The badge has two lines: One for your name, and the other line can have the town where you live, or the name of your railroad.

First Badge:	Second Badge:
Name: _____	Name: _____
Town or RR Name:	Town or RR Name:
_____	_____